






MAPA RIOS DE PRESERVAÇÃO PERMANENTE

LEGENDA

ESTRADAS

-  RODOVIAS PAVIMENTADAS
-  ESTRADAS RURAIS DE TERRA
-  VIAS URBANAS
-  LIMITE MUNICIPAL



1:60.000